


# RL-11542

## STANDARD "TOROIDAL" INDUCTOR



### FEATURES & APPLICATIONS

- 30 standard values from which to choose
- Inductances range from 1.5μH to 1000μH
- Self shielded design
- Low core loss material
- No audible noise (zero magnetostriction core)

### MECHANICAL DATA

Part weight: 35g (1.23oz)

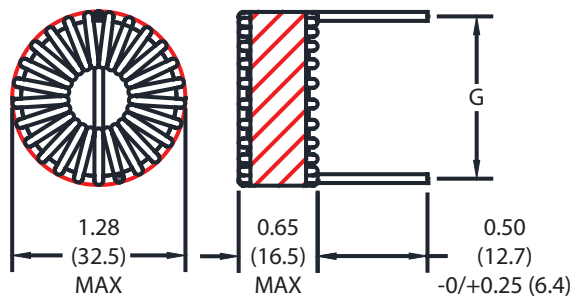
### ENVIRONMENTAL DATA

Storage temperature: -55°C to +125°C  
 Operating temperature: -55°C to +125°C  
 (Can be modified to > 155°C operation)

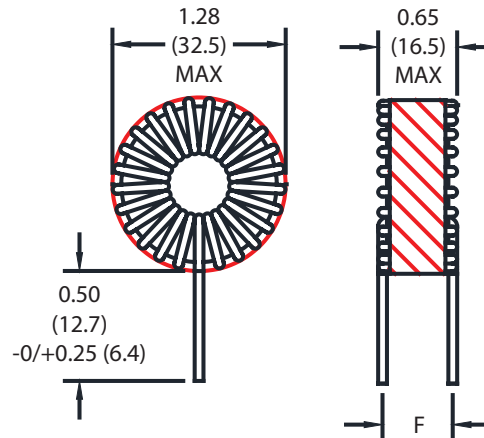
Verify operation with sample in actual circuit. Order samples at [www.rencousa.com](http://www.rencousa.com)

Part Number RL-11542	Inductance (μH) * (M ±20%, L ±15%)	Idc (A)	Inductance with Idc BIAS (±20%)	DCR (Ohms) (Max.)	Typical -V Lead Pitch (in.)	Typical -H Lead Pitch (in.)	Typical Lead Diameter (in.)
-1R5M-X	1.5	34.0	1.1	0.001	0.59	1.21	0.066
-2R7M-X	2.7	29.4	1.9	0.002	0.59	1.21	0.066
-3R9M-X	3.9	26.3	2.6	0.002	0.59	1.21	0.066
-5R6M-X	5.6	24.0	3.5	0.003	0.59	1.21	0.066
-8R2M-X	8.2	22.3	4.9	0.003	0.59	1.21	0.066
-100L-X	10	20.8	5.8	0.004	0.59	1.21	0.066
-120L-X	12	19.6	6.7	0.004	0.59	1.21	0.066
-150L-X	15	18.6	8.0	0.005	0.59	1.21	0.066
-180L-X	18	18.5	9.0	0.005	0.59	1.21	0.066
-220L-X	22	17.7	10.6	0.005	0.59	1.21	0.066
-270L-X	27	17.0	12.6	0.006	0.59	1.21	0.066
-330L-X	33	13.0	17.9	0.010	0.56	1.18	0.053
-390L-X	39	12.2	20.1	0.011	0.56	1.18	0.053
-470L-X	47	11.8	23.7	0.012	0.56	1.18	0.053
-560L-X	56	8.9	31.9	0.020	0.54	1.16	0.042
-680L-X	68	8.5	37.4	0.023	0.54	1.16	0.042
-820L-X	82	8.1	43.7	0.025	0.54	1.16	0.042
-101L-X	100	7.8	51.7	0.027	0.54	1.16	0.042
-121L-X	120	7.4	59.3	0.030	0.54	1.16	0.042
-151L-X	150	7.0	71.1	0.033	0.54	1.16	0.042
-181L-X	180	6.7	82.1	0.037	0.54	1.16	0.042
-221L-X	220	5.1	116.6	0.063	0.52	1.14	0.034
-271L-X	270	4.8	137.7	0.070	0.52	1.14	0.034
-331L-X	330	4.6	160.8	0.079	0.52	1.14	0.034
-391L-X	390	4.4	183.6	0.085	0.52	1.14	0.034
-471L-X	470	4.2	212.5	0.094	0.52	1.14	0.034
-561L-X	560	4.0	243.6	0.103	0.52	1.14	0.034
-681L-X	680	3.8	283.0	0.113	0.52	1.14	0.034
-821L-X	820	3.6	327.4	0.123	0.52	1.14	0.034
-102L-X	1000	3.5	378.9	0.137	0.52	1.14	0.034

### HORIZONTAL MOUNT



### VERTICAL MOUNT



### NOTES:

1. \*WHERE M INDICATES AN INDUCTANCE TOLERANCE OF ±20%
2. \*WHERE L INDICATES AN INDUCTANCE TOLERANCE OF ±15%
3. REPLACE SUFFIX -X TO SPECIFY MOUNTING ORIENTATION;  
 -V FOR VERTICAL MOUNT OR -H FOR HORIZONTAL MOUNT



**RENCO ELECTRONICS INC.**

595 International Place, Rockledge, FL 32955-4200 USA • [www.rencousa.com](http://www.rencousa.com) • ISO 9001 Certified  
 engineering@rencousa.com • P: 321.637.1000 • F: 321.637.1600



REV 02/2021