


RL-11540

STANDARD "TOROIDAL" INDUCTOR



FEATURES & APPLICATIONS

- 33 standard values from which to choose
- Inductances range from 1.0μH to 1000μH
- Self shielded design
- Low core loss material
- No audible noise (zero magnetostriction core)

MECHANICAL DATA

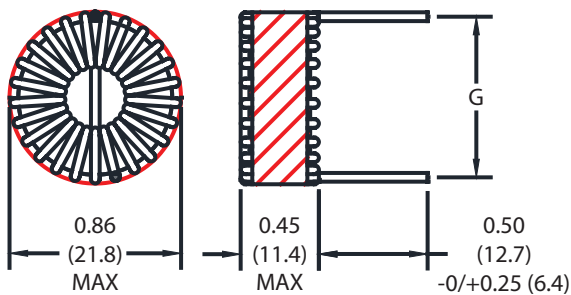
Part weight: 11g (0.39oz)

ENVIRONMENTAL DATA

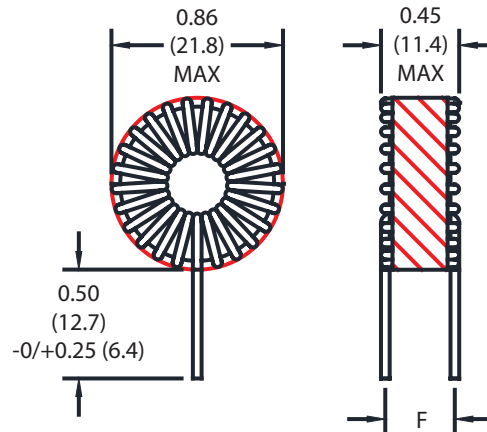
Storage temperature: -55°C to +125°C
 Operating temperature: -55°C to +125°C
 (Can be modified to > 155°C operation)

Verify operation with sample in actual circuit. Order samples at www.rencousa.com

HORIZONTAL MOUNT



VERTICAL MOUNT



NOTES:

1. *WHERE M INDICATES AN INDUCTANCE TOLERANCE OF ±20%
2. *WHERE L INDICATES AN INDUCTANCE TOLERANCE OF ±15%
3. REPLACE SUFFIX -X TO SPECIFY MOUNTING ORIENTATION;
 -V FOR VERTICAL MOUNT OR -H FOR HORIZONTAL MOUNT

Part Number RL-11540	Inductance (μH) * (M ±20%, L ±15%)	Idc (A)	Inductance with Idc BIAS (±20%)	DCR (Ohms) (Max.)	Typical -V Lead Pitch (in.)	Typical -H Lead Pitch (in.)	Typical Lead Diameter (in.)
-1R0M-X	1.0	21.4	0.8	0.002	0.37	0.80	0.053
-1R5M-X	1.5	18.5	1.1	0.003	0.37	0.80	0.053
-2R2M-X	2.2	16.5	1.5	0.003	0.37	0.80	0.053
-3R3M-X	3.3	15.1	2.1	0.003	0.37	0.80	0.053
-4R7M-X	4.7	14.0	2.9	0.003	0.37	0.80	0.053
-5R6M-X	5.6	13.1	3.3	0.004	0.37	0.80	0.053
-6R8M-X	6.8	12.3	3.9	0.004	0.37	0.80	0.053
-8R2M-X	8.2	11.7	4.5	0.005	0.37	0.80	0.053
-100L-X	10	11.4	5.2	0.005	0.37	0.80	0.053
-120L-X	12	10.9	6.1	0.006	0.37	0.80	0.053
-150L-X	15	10.5	7.3	0.006	0.37	0.80	0.053
-180L-X	18	10.1	8.5	0.007	0.37	0.80	0.053
-220L-X	22	7.5	11.8	0.012	0.35	0.78	0.042
-270L-X	27	7.3	14.2	0.012	0.35	0.78	0.042
-330L-X	33	6.9	16.6	0.014	0.35	0.78	0.042
-390L-X	39	6.6	18.8	0.015	0.35	0.78	0.042
-470L-X	47	5.2	25.3	0.024	0.33	0.76	0.034
-560L-X	56	5.0	29.3	0.026	0.33	0.76	0.034
-680L-X	68	4.7	34.0	0.030	0.40	0.76	0.034
-820L-X	82	4.6	39.9	0.032	0.40	0.76	0.034
-101L-X	100	4.3	46.2	0.036	0.40	0.76	0.034
-121L-X	120	4.1	53.5	0.039	0.40	0.76	0.034
-151L-X	150	3.9	63.8	0.043	0.40	0.76	0.034
-181L-X	180	3.7	73.3	0.048	0.40	0.76	0.034
-221L-X	220	3.5	85.1	0.053	0.40	0.76	0.034
-271L-X	270	2.7	124.2	0.093	0.37	0.74	0.027
-331L-X	330	2.5	145.1	0.103	0.37	0.74	0.027
-391L-X	390	2.4	165.4	0.112	0.37	0.74	0.027
-471L-X	470	2.3	190.1	0.124	0.38	0.76	0.027
-561L-X	560	2.2	217.9	0.134	0.38	0.76	0.027
-681L-X	680	2.1	251.9	0.147	0.38	0.76	0.027
-821L-X	820	1.6	361.6	0.257	0.37	0.75	0.022
-102L-X	1000	1.5	421.5	0.284	0.37	0.75	0.022



RENCO ELECTRONICS INC.

595 International Place, Rockledge, FL 32955-4200 USA • www.rencousa.com • ISO 9001 Certified
 engineering@rencousa.com • P: 321.637.1000 • F: 321.637.1600



REV 02/2021