

# RL-9750-2HL

## THRU-HOLE AC LINE FILTER

### DESCRIPTION

- Thru-Hole AC Line Filter

### ENVIRONMENTAL DATA

- Storage temperature range: -55°C to +130°C
- Operating temperature range: -40°C to +130°C

### PACKAGING INFORMATION

- Packaging information: pg. 495

### FEATURES & APPLICATIONS

- Used in low to medium power AC-DC power supplies
- Designed for line to neutral safety clearance
- High impedance at applicable frequency
- Dielectric withstanding voltage rated at 2500 VAC line to line
- Low cost

Verify operation with sample in actual circuit. Order samples at [www.rencousa.com](http://www.rencousa.com).

### MECHANICAL DIMENSIONS

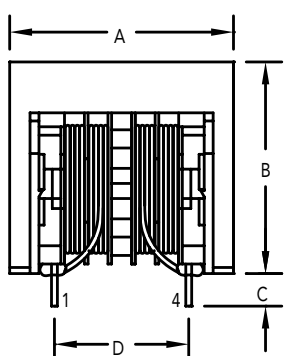
U.S. Standard (mm)

PART NUMBER	A (MAX.)	B (MAX.)	C (TYP.)	D ±0.02 (0.50)	E (MAX.)	F ±0.02 (0.50)
RL-9750-2HL	1.12 (28.50)	1.08 (27.50)	0.20 (5.00)	0.65 (16.50)	0.75 (19.00)	0.39 (10.00)

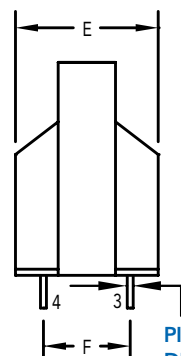
PART NUMBER	PART WEIGHT
RL-9750-2HL	19.0g (0.67oz)

G ±0.002 (0.05)	H ±0.002 (0.05)
0.65 (16.50)	0.39 (10.00)

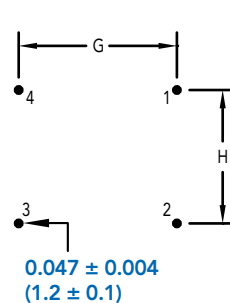
FRONT VIEW



SIDE VIEW

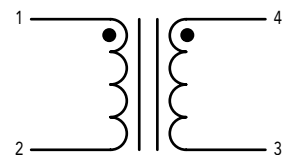


RECOMMENDED LAND PATTERN



PIN DIAMETER  
0.031 ± 0.004  
(0.8 ± 0.1) (4PL)

SCHEMATIC



**RENCO ELECTRONICS INC.**

595 International Place, Rockledge, FL 32955-4200 USA • [www.rencousa.com](http://www.rencousa.com) • ISO 9001 Certified  
Toll Free Engineering Hot Line: 800.645.5828 • P: 321.637.1000 • F: 321.637.1600



# RL-9750-2HL

Renco Part No. RL-9750-2HL	Inductance (mH) Min.	DCR (Ohms) ± 20%	I <sub>rms</sub> (A) Max.
RL-9750-2HL-1.7	1.7	0.045	3.2
RL-9750-2HL-3.0	3.0	0.080	2.5
RL-9750-2HL-5.1	5.1	0.130	2.0
RL-9750-2HL-7.4	7.4	0.185	1.6
RL-9750-2HL-12.0	12.0	0.300	1.2
RL-9750-2HL-19.0	19.0	0.465	1.0
RL-9750-2HL-25.0	25.0	0.670	0.8
RL-9750-2HL-43.0	43.0	1.100	0.6
RL-9750-2HL-62.0	62.0	1.680	0.5
RL-9750-2HL-99.0	99.0	2.720	0.4

#### NOTES:

1. ELECTRICAL SPECIFICATIONS MEASURED AT 25°C
2. I<sub>rms</sub> - CURRENT THAT CAUSES THE TEMPERATURE TO RISE APPROX. 40°C ABOVE AMBIENT OF 25°C
3. INDUCTANCE TESTED AT 10 kHz, 0.1 V<sub>rms</sub>

